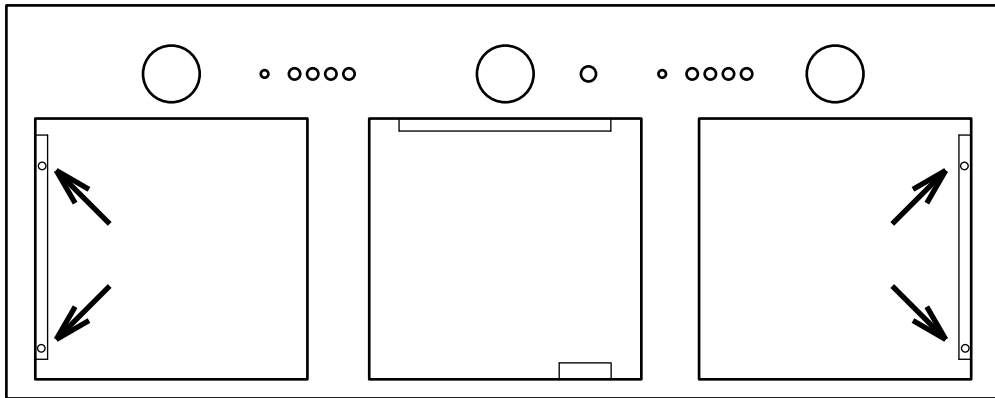


BUF-06W/P/E



BUF-08W/P

**Step 1.**


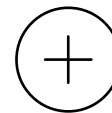
Remove slotted filters.

**Step 2.**

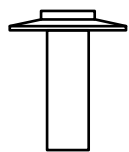
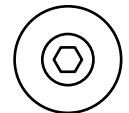
Change Screws from A to B with 5/64" or 2mm hex(agonal) wrench. (Discard screw A)

**Step 3.**

Install baffle filters.



Screw A:  
installed screw



Screw B:  
baffle filter set

**READ AND SAVE THESE INSTRUCTIONS.**  
Keep this manual in a convenient place for future reference.

FUJI INDUSTRIAL CO.,LTD .

Fuji Industrial USA, Inc.  
16300 Christensen Rd, #212  
Seattle, WA 98188  
1-888-547-9880

033381