

INDUCTION HOB/ FH-ID5120/25/30

美しさと、
機能性の融合。

1 INDUCTION HOB
LIMITED WARRANTY*
YEAR



Harmony between aesthetics and function

Make your cooker hob part of your kitchen aesthetics—functional when you need it, and simply an extension of the counter top when you don't.

Our state-of-the-art ceramic induction hobs are exceptionally durable and feature quality glass by SCHOTT. The smooth surface makes cleaning up a breeze, and safety features ensure you know when the surface is hot. We think you'll love the bevelled edges we added for the ultimate statement of style.

ADVANCED DESIGN

01/ SCHOTT CERAN® Ceramic Glass



SCHOTT
CERAN®


SCHOTT CERAN® is easy to maintain. Major and minor incidents while cooking can be cleaned up immediately. And an induction range will make life even easier for you. The heat is only generated at the bottom of the pot; therefore you'll never see the severe burn-ins that occur on conventional stoves.

02/ Bevelled Edge



The bevelled edge is an additional process on the edge for decoration. The bevelled edge design is the ultimate statement of style that brings out the beauty of your ceramic induction hob.

MODELS



FH-ID5125

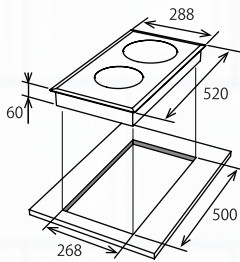


FH-ID5120

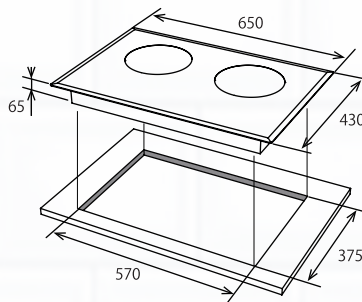


FH-ID5130

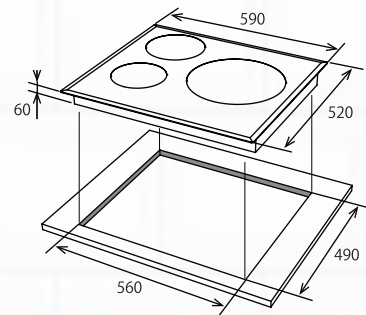
INSTALLATIONS



FH-ID5125 [mm]



FH-ID5120 [mm]



FH-ID5130 [mm]

SPECIFICATIONS

Type	FH-ID5125	FH-ID5120	FH-ID5130
Boost	-	●	-
Touch Control	●	●	●
Timer	99 min	180 min	99 min
Power Setting	9 step	8 step + Boost	9 step
Child Safety Lock	●	●	●
Residual Heat Indicator	●	●	●
Auto Switch Off	●	●	●
Pan Sensor	●	●	●
Schott Glass	●	●	●
Type	IH Domino 2 zones	IH Horizontal 2 zones	IH Horizontal 3 zones
Material	SCHOTT CERAN®	SCHOTT CERAN®	SCHOTT CERAN®
Color	Black	Black	Black
Dimensions [mm]	W288 x D520 x H60	W650 x D430 x H65	W590 x D520 x H60
Cut Size [mm]	W268 x D500	W570 x D375	W560 x D490
Weight [kg]	5.2	5.9	9.3
Voltage [V/Hz]	220-240V 50/60Hz	220-240V 50/60Hz	220-240V 50/60Hz
Power [kW]	1.5 + 2.0 = 3.5	(1.5~2.0) x 2 = max 3.5	1.2 + 2.3 + 2.3 = 5.8
Ampere required (Base on 230V)	15	15	25

*All specification are based on stringent in-house test results conducted in Fuji Industrial Co. Ltd, Japan

