

INDUCTION HOB/ FH-ID5120/25/30

Harmony between aesthetics and function
美しさと、機能性の融合。

Make your cooker hob part of your kitchen aesthetics- functional when you need it, and simply an extension of the counter top when you don't.

Our state-of-the-art ceramic induction hobs are exceptionally durable and feature quality glass by SCHOTT. The smooth surface makes cleaning up a breeze, and safety features ensure you know when the surface is hot. We think you'll love the bevelled edges we added for the ultimate statement of style.



1 YEAR INDUCTION HOB LIMITED WARRANTY*



ADVANCED FUNCTIONS

01/ SCHOTT CERAN® Glass



The stylish ceramic glass is not only aesthetically pleasing to the eyes but also boosts easy clean and durability - a piece of quality of life.

**SCHOTT
CERAN®**

02/ Bevelled Edge



The bevelled edge design is the ultimate statement of style that brings out the beauty of your ceramic induction hob.

MODELS



FH-ID5125

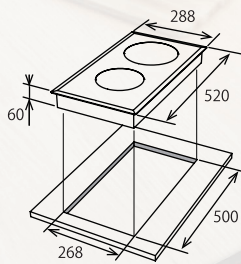


FH-ID5120

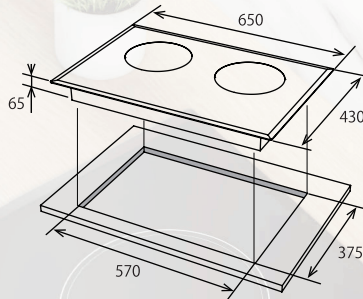


FH-ID5130

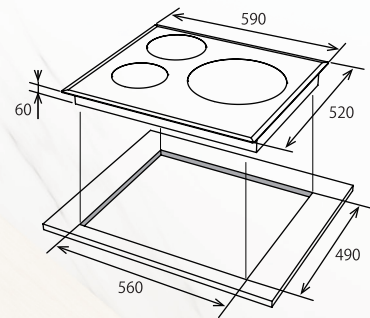
INSTALLATIONS



FH-ID5125 [mm]



FH-ID5120 [mm]



FH-ID5130 [mm]

SPECIFICATIONS

Type	FH-ID5125	FH-ID5120	FH-ID5130
Boost	No	Yes	No
Touch Control	Yes	Yes	Yes
Timer	99 min	180 min	99 min
Power Setting	9 step	8 step + Boost	9 step
Child Safety Lock	Yes	Yes	Yes
Residual Heat Indicator	Yes	Yes	Yes
Auto Switch Off	Yes	Yes	Yes
Pan Sensor	Yes	Yes	Yes
Schott Glass	Yes	Yes	Yes
Type	IH Domino 2 zones	IH Horizontal 2 zones	IH Horizontal 3 zones
Material	SCHOTT CERAN®	SCHOTT CERAN®	SCHOTT CERAN®
Color	Black	Black	Black
Dimensions [mm]	W288 x D520 x H60	W650 x D430 x H65	W590 x D520 x H60
Cut Size [mm]	W268 x D500	W570 x D375	W560 x D490
Weight [kg]	5.2	5.9	9.3
Voltage [V/Hz]	220-240V 50/60Hz	220-240V 50/60Hz	220-240V 50/60Hz
Power [kW]	1.5 + 2.0 = 3.5	(1.5~2.0) x 2 = max 3.5	1.2 + 2.3 + 2.3 = 5.8
Ampere required (Base on 230V)	15	15	25

